



TRAXXTRADE CONTINUOUS RIM 105MM-350MM

For dry cutting up to 150mm diameter and wet to 350mm. A versatile blade for chip free cutting on all tile and stone products.

[Buy Traxx Continuous Rim Blades Here](#)



TRAXXTRADE PORCELAIN BOOMERANG BLADE 105MM-350MM

This unique blade is for the Professional where chip free cutting is required on the hardest/ most expensive tiles, granite and marble.

[Buy Traxx Porcelain Boomerang Blades Here](#)



TRAXXTRADE LASER STONE BLADE 105MM-250MM

Wet/Dry. Long life on medium to hard stone products.

[Buy Traxx Laser Stone Blades Here](#)



TRAXXTRADE LASER GENERAL PURPOSE BLADE 105MM-250MM

Wet/Dry. The Professional all rounder Laser welded blade for a broad range of construction materials.

[Buy Traxx Laser General Purpose Blades Here](#)



TRAXXTRADE LASER ABRASIVE BLADE 105MM-250MM

Wet/Dry. As per Laser General Purpose, but with a special harder bond to minimise wear in abrasive materials.

[Buy Traxx Laser Abrasive Blades Here](#)



TRAXXTRADE WAVE TURBO 105MM-300MM

Fluted continuous rim with wave style blank for fast cutting and cooling in a broad range of materials.

[Buy Traxx Wave Turbo Blades Here](#)



TRAXXTRADE WAVE TURBO ABRASIVE 105MM-300MM

Wet/Dry. As per Traxxpro Wave Turbo, but with a special harder bond to minimise wear in abrasive materials.

[Buy Traxx Wave Turbo Abrasive Blades Here](#)



TRAXXTRADE MR TRAXX BLADE 105MM-230MM

The name says it all. The ultimate tile blade. Available in 105, 110, 115, 160, 180, 230mm diameters. Wet cutting only above 200mm.

[Buy Mr Traxx Blades Here](#)



TRAXXTRADE CHASING ABRASIVE BLADE 105MM-230MM

For dry cutting up to 150mm and wet to 350mm. A versatile blade for chip free cutting on all tile and stone products.

[Buy Traxx Chaser Abrasive Blades Here](#)



TRAXXTRADE THIN TURBO 105MM-230MM

For precise chip free cutting in hard materials.



TRAXXTRADE PDQ 105MM - 350MM

A blade for seriously fast cutting on all construction materials.

[Buy Traxx PDQ Blades Here](#)



TRAXXTRADE 200 SERIES 300MM-500MM

For the discerning tradesman where extra life and speed are required.

[Buy Traxx Trade 200 Series Blades Here](#)



TRAXXTRADE 500 SERIES 350MM-600MM


A truly Professional blade for all applications. The optimum of speed, life and cost.

[Buy Traxx Trade 500 Series Blades Here](#)



TRAXXTRADE 500 PLUS SERIES 350MM-600MM

A diamond tool with the same attributes as the 500 Series but with a massive 15mm diamond depth.



[Buy Traxx Trade 500 Plus Series Blades Here](#)



1000 SERIES BLADES TO SUIT SOFF CUT MACHINES

Very hard aggregate concrete. (153 to 344mm)



2000 SERIES BLADES TO SUIT SOFF CUT MACHINES

Fibre steel and hard aggregate concrete. (153 to 344mm)




3000 SERIES BLADES TO SUIT SOFF CUT MACHINES

Hard to medium aggregate concrete. (153 to 344mm)



4000 SERIES BLADES TO SUIT SOFF CUT MACHINES

Medium to hard aggregate concrete. (153 to 344mm)




5000 SERIES BLADES TO SUIT SOFF CUT MACHINES

Soft to medium hard aggregate concrete. (153 to 344mm)



6000 SERIES BLADES TO SUIT SOFF CUT MACHINES

Soft aggregate concrete (153 to 344mm)



SKIT PLATE AND REFURB PLATE

A full range of Skit Plate or Refurbish Plates available for all models.

TRAXX TRADE DIAMOND BLADE SELECTION CHART

✱

Traxx Trade Cupwheels: Available in Coarse, Medium and Fine Grit

Highly Recommended for this material

Suitable for this material

TRAXX TRADE BLADES																							
CONTINUOUS RIM																							
PORCELAIN BOOMERANG																							
LASER - STONE																							
LASER - GENERAL PURPOSE																							
LASER - ABRASIVE																							
WAVE TURBO																							
WAVE TURBO - ABRASIVE																							
MR TRAXX																							
CHASER - GENERAL PURPOSE																							
CHASER - ABRASIVE																							
TRAXX TRADE CUPWHEELS																							
SINGLE ROW SEGMENTED																							
DOUBLE ROW SEGMENTED																							
TURBO *																							
PDQ																							
		ASPHALT / ABRASIVE	BLACK (CONCRETE SOFT)	BRICKS (CLAY SOFT)	BRICKS (CLAY HARD)	CEMENT SHEET	CERAMIC TILE	CLAY PIPES	CONCRETE, GREEN (ABRASIVE)	CONCRETE, REINFORCED	FIRE BRICK (REFRACTORY HARD)	GRANITE (SOFT)	GRANITE (HARD)	HEBAL BLOCK	LIMESTONE	MARBLE	QUARRY TILE	REFRACTORY MATERIAL (HARD)	REFRACTORY MATERIAL (SOFT)	ROOF TILES (CONCRETE)	SANDSTONE / ABRASIVE	TERRAZZO	

FOR CUPWHEELS PLEASE REFER TO SURFACE PREP SECTION

TRAXX TRADE DIAMOND BLADE SELECTION CHART

TRAXX TRADE DIAMOND BLADES FOR BRICK, BLOCK, CONCRETE, MASONRY AND REFRACTORY																									
◀ SOFT SEGMENTS FOR HARD MATERIALS												HARD SEGMENTS FOR SOFT MATERIALS ▶													
500 SERIES																									
LOW TO MEDIUM POWERS	510 PLUS																								
	510																								
	520 PLUS																								
	520																								
	550 PLUS																								
BRICK SAWS																									
HAND HELD SAWS																									
MASONRY SAWS																									
200 SERIES																									
9-25 HP CONCRETE SAWS	210																								
	220																								
	250																								
	280																								
▶ EXCELLENT LIFE																									
		GRANITE	SLATE	REFRACTORY MATERIAL (HARD)	HARD CLAY BRICK	CONCRETE (CURED)	CONCRETE REINFORCED	CONCRETE CURED (HARD)	CONCRETE PIPE	CEMENT SHEET	EXPOSED AGGREGATE CONCRETE	FIRE BRICK	CONCRETE BLOCK	CONCRETE ROOF TILE	CLAY BRICK	CLAY PIPES	QUARRY TILE	CONCRETE CURE (SOFT)	HEARL BLOCK	ROOF TILES (CLAY)	CONCRETE, GREEN (ABRASIVE)	SANDSTONE	LIMESTONE	BASALT	ASPHALT

BOND EXPLANATION EXAMPLE:
5=Series: Higher the Number, the Longer the Life. 10=Bond: Lower Number/Softer Bond for Hard Materials and visa versa.